



Resource Planning

Managing Resource Capacity for Maximum Results

As the competitive landscape has evolved, many organizations have restructured or resized, and are doing more with less. Decisions on how to allocate the precious resources available impact the number and timing of projects being driven through product development.

To efficiently use the resources available, Resource Managers must:

- *Increase the visibility of project resource demands across the organization.*
- *Align resource allocation decisions with project priorities.*
- *Eliminate project delays or stalls due to resource bottlenecks.*

Accolade's Resource Planning module helps Resource Managers spend their time planning effective use of resources and evaluating capacity requirements—not fighting fires.

In Accolade's Resource Planning module, resource requests are driven by Project Managers from the project home page. The resource requests are consolidated into a single view improving a Resource Manager's ability to forecast utilization based on real-time information regarding all resources requested, allocated and approved. Accolade's Resource Planning module also provides Resource Managers advance notice of potential resource bottlenecks. Through discussions with team leaders and a review of the overall project schedule, the Resource Manager can make resource adjustments to eliminate

delays due to resource constraints. System reporting capabilities provide the visibility executives need to measure resource capacity and utilization, and identify resource trends that offer decision support to inform allocation priorities.

Optimized Resource Planning

Configuring Resource Pools

Using Accolade's Resource Planning module, you can create resource pools—individuals, departments, and equipment—to match the standards within your organization. Each pool can then be assigned to a dedicated Resource Manager.

Requesting Resources

Accolade's Resource Planning module recognizes the demand for resources created by the project manager from their project home page. The resource request includes the resource pool, timeframe, quantity and stage for which resources are needed.

Allocating Resources

Accolade's Resource Planning module enables Resource Managers to view all resource requests over a period of time to forecast future demands. During resource planning, your Resource Manager has visibility to resources requested, allocated or approved.



Analyzing Resource Utilization and Capacity

Accolade's Resource Planning reporting capabilities let you analyze trends in resource demand, allocation and capacity, and provide the ability to view gaps between needs and capacity for any project in the organization.

Identifying Skills and Expertise Across the Organization

Accolade's Resource Planning module integrated with the Knowledge Network enables you to leverage resources with the appropriate skills and expertise on your project teams. By searching the knowledgebase for specific skills and expertise, you can identify the best people to help with a particular project.

Configurable System Reporting

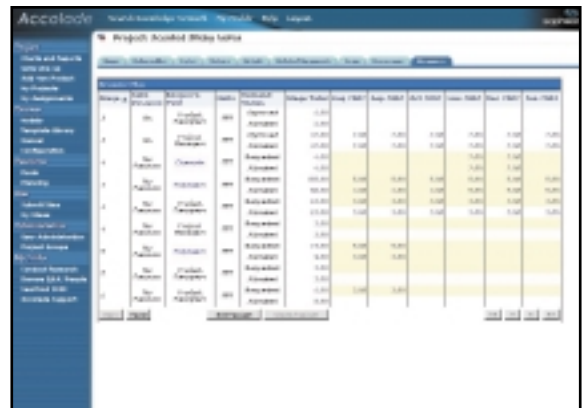
Through integration with MS Excel, you can tailor existing charts and reports or create additional charts and reports to support your resource utilization and capacity analysis.

Integrated with the Accolade System

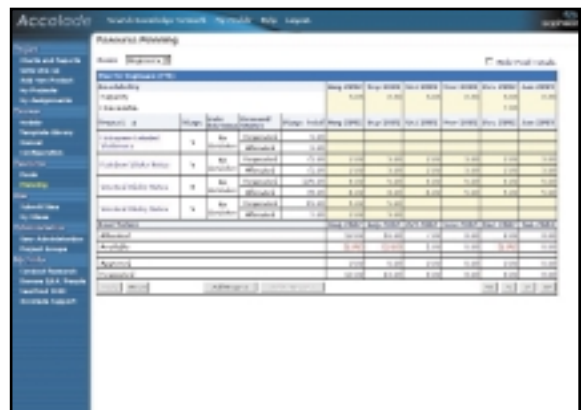
Accolade's Resource Planning is fully integrated with the Accolade system. Together, these powerful tools enable you to manage and allocate resources to projects with the greatest commercial potential throughout product development.

Benefits


- Increase resource utilization
- Eliminate resource bottlenecks
- Improve resource forecasting
- Leverage company expertise more efficiently
- Rationalize resource allocation
- Align resource allocation with product strategy



Project Managers request resources from available pools for pending project work.



Forecast resource requirements based on those requested, allocated and in use for all projects.



Configure resource pools to match company standards such as departments, individuals, and machines.



Sopheon Corporation (US)

2850 Metro Drive
Minneapolis, Minnesota
55425-1566
USA

Tel: +1 952-851-7500
Fax: +1 952-851-7744
E-mail: info_us@sopheon.com

Sopheon NV (NL)

"De Gelder"
A.J. Ernststraat 595-G
1082 LD Amsterdam
The Netherlands

Tel: +31 (0) 20 301 3900
Fax: +31 (0) 20 301 3999
E-mail: info_nl@sopheon.com

Sopheon UK Limited (UK)

Stirling House, Stirling Road
Surrey Research Park
Guildford, Surrey GU2 7RF
UK

Tel: +44 (0) 1483 883 000
Fax: +44 (0) 1483 883 050
E-mail: info_uk@sopheon.com

Sopheon GmbH (DE)

Industriepark Höchst, F821
D-65926 Frankfurt am Main
Germany

Tel: +49 (0)69 305-16662
Fax: +49 (0)69 305-29770
E-mail: info@sopheon.de